

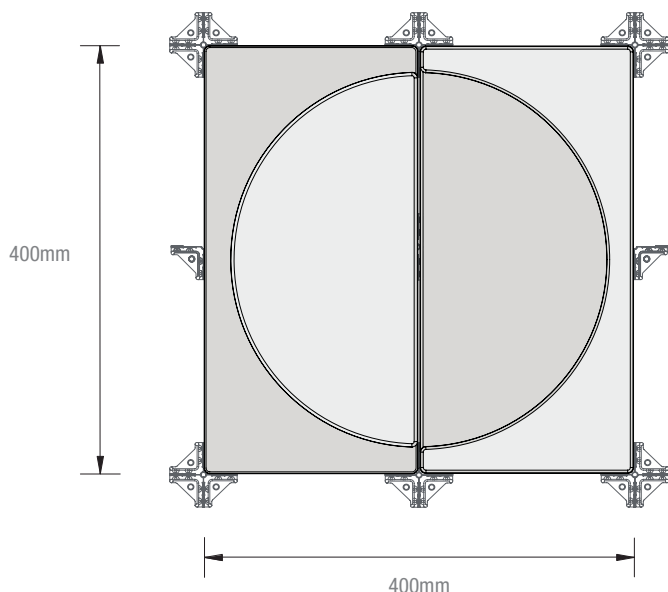
Ecooustic® Crescent

—
An elegant acoustic modular tile designed
by Adam Goodrum + Patryk Koca

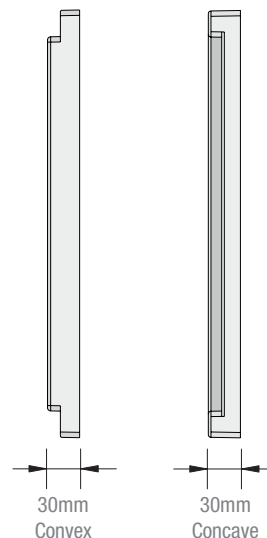


INSTYLE

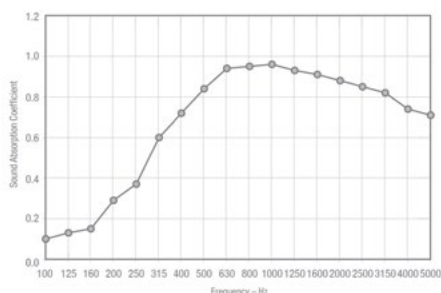
Front View



Side View



PRODUCT	Ecooustic® Crescent Tile - Convex + Concave
COMPOSITION	100% polyester (<23% PC + PI recycled PET)
DIMENSIONS	200mm (w) x 400mm (h) x 30mm (d)
ACOUSTIC	NRC 0.75 / α_w 0.65 M,H / SAA 0.77* *Tested with an Ecooustic® Infill Excellent absorption NRC 1 (500 Hz) for critical speech range frequencies



FIRE TEST AS/ISO 9705	Group 1 SMOGR <100
GB8624-2012	Grade B1
APPLICATION	wall tiles
ORIGIN	Made in Australia
FINALIST AWARDS	Interiors & Sources 2019 Readers' Choice Awards Interior Design's Best of Year 2019 Award
WARRANTY	A 12 month warranty is provided against manufacturing defects. Internal installation only, outdoor use will void any warranty

Please contact your representative for CAD drawings

BENEFITS

Lightweight, Easy to Handle + Install: Position the 4-way clips using the template provided, then simply press the tile into place. The tiles can be easily moved or extended at a later stage.

Designed for the Environment



Building Rating Systems: Crescent will contribute the following points for Green Star, LEED + WELL building standards.

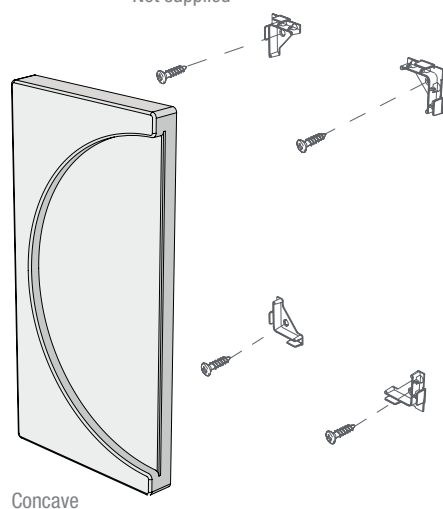
Criteria	Green Star	LEED	WELL
Recycled Content	✓	✓	NA
Low VOC	✓	✓	✓
Recycling Program	✓	✓	NA
EPD	✓	✓	NA
Declare Label	NA	✓	✓
Greentag Level A Certification	✓	✓	✓
Toxic Material Reduction	NA	NA	✓
Sound Reducing Surfaces	NA	NA	✓

HOW TO SPECIFY

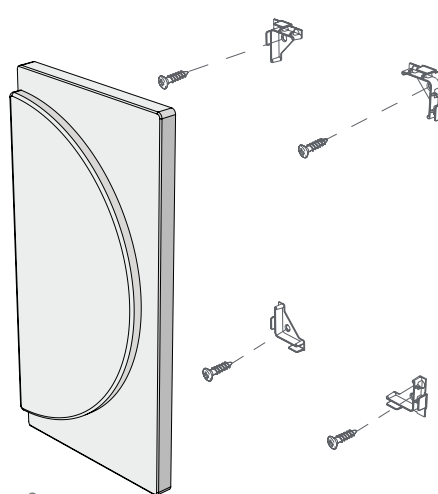
DESIGN	Ecooustic® Crescent Tile
COLOUR	Select from Ecooustic® Felt colours
ECOUSTIC® INFILL	Optional extra - order separately

Screws

Flat-head c/sunk 25mm 10g
[2 per 4-way clip]
Not supplied



Concave



Convex

Ecooustic® Crescent Tile - Concave + Convex


100% polyester (up to 23% recycled content)
16 tiles per box in a single colour



4 way clip

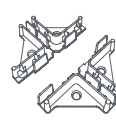
Clear ABS

16 + 1 spare 4-way clips are supplied with each box
Single clip template is included in each box



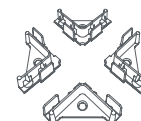
Complete

Use a complete clip for each junction of 4 tiles



Half

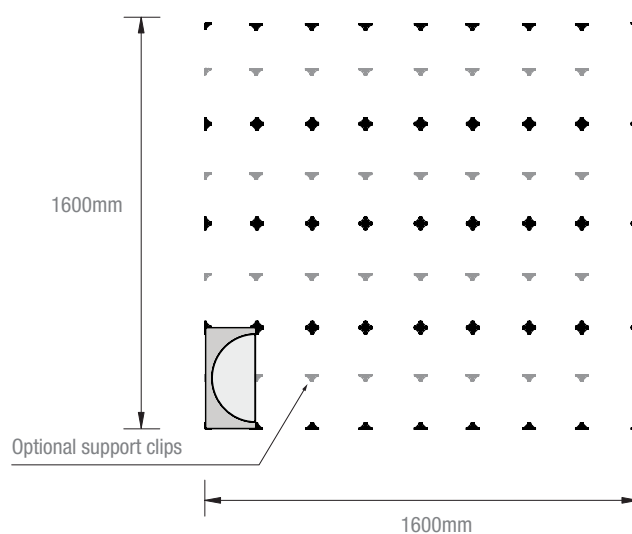
Break a clip in half for each straight edge 2 tile joins



Quarter

Break clip into quarters for each single tile corner

Example 1600mm x 1600mm Clip Layout



Product may vary in colour due to the nature of the media
Please refer to website for current colour range
Variation in fibre mix and colour is an inherent feature of this product and variation from batch to batch may occur