



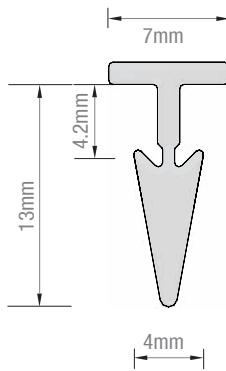
Ecoustic® T Trim

—
A slim and easy to install profile, T Trim is an ideal accessory for new + existing Ecoustic® Panel installations



INSTYLE

Ecoustic® T Trim



PRODUCT	Ecoustic® T Trim
DESCRIPTION	Ecoustic® T Trim is a slim 7mm profile that can conceal junction gaps between Ecoustic® Felt, Velour + SC panels
DIMENSIONS	7mm (w) x 13mm (h) approx
LENGTH	2750mm (+/-5mm)
THICKNESS	1.3mm approx.
FINISH	T-Trims are available with natural anodised or black powdercoat finish providing effortless co-ordination with a large range of panel finishes
TOLERANCE	Meets AS/NZS 1866 1997
COMPOSITION	Aluminium

BENEFITS

- Easy to Use: Simply tap trim into panel join
- Suitable for 13.5mm, 15mm, 25mm + 50mm panels
- Discrete design that complements our Ecoustic® Edging
- Ideal for pinboards within education + workplace interiors
- Ideal for retrofit

SC 12mm Panels

T Trim can be used to conceal junctions within 12mm SC panels, including Ecoustic Timbre panels.

Please note the T Trim depth is 13mm, therefore the trim can be used with 12mm SC Panel in either of the following styling options:

- Expressed with T Trim protrusion approx. 1mm beyond the surface of the 12mm SC panel
- Surface flush via the use of 1mm approx. packers behind the 12mm SC panels

25mm + 50mm Panels

25mm + 50mm Ecoustic Panel junctions should have a small gap (approx. 1mm) for T-trim to be used.

The trim can be carefully adhered in the joint.

It may be possible to retrofit T-trim into abutting panels though this may require opening the joint via a 'stanley' knife or similar.

HOW TO SPECIFY

DESIGN	Ecoustic® T Trim
FINISH	Select from natural anodised or black powdercoat